



# School Performance Report 2022

*Find Your Remarkable*





# About Woodcroft College

Woodcroft College is an independent coeducational Anglican school located in Morphett Vale. Established in 1989, Woodcroft welcomes students from ELC to Year 12 into a progressive, engaged and energetic learning community.

The College offers a broad curriculum complemented by an extra-curricular program designed to encourage students at all year levels to explore and understand their potential. Our commitment is to help every student *Find Their Remarkable*.

Woodcroft is known for its strong sense of community, a positive values-based culture and a learning and teaching environment driven by Guiding Principles.

The school enjoys an enviable reputation and attracts families from across the southern region of Adelaide. Enrolments have grown to 1,430 students from ELC to Year 12 and the College employs 284 staff.





# Students



## Overview

Junior School	436
Middle School	492
Senior School	445
	<b>1,373</b>

These numbers include seven Indigenous students.

## International Students

Hong Kong	14
China	7
Vietnam	1
Macau	3
	<b>25</b>

As part of the Nationally Consistent Collection of Data for Students with Disabilities, 104 students across the College received adjustments to ensure that they had equal access to the schools' educational program.

Varied levels of adjustments (i.e. Quality Differentiated Teaching Practices QDTP, Supplementary, Substantial or Extensive) were provided to 50 primary students and 54 secondary students with disabilities identified in the areas of physical, cognitive, social and sensory disability.

34 students across the College were receiving QDTP at this time; 60 students received a supplementary level of adjustments; 10 received a substantial level of adjustments; and no student received an extensive level of adjustment to support learning.

59 students were supported with individual learning plans or personalised plans for learning in the Junior, Middle and Senior Schools.

## Teacher Qualifications

The College has highly trained and qualified staff, with all teaching staff meeting the requirements of the Teachers Registration Board. All teachers are involved in relevant Professional Development.

Masters or higher	19
Bachelor Degree	129
Bachelor Degree and Diploma	35
Diploma	7

## Workforce Composition

Australia	223
United Kingdom	5
South Africa	3
People's Republic of China	1
Scotland	1
Canada	1
England	1
India	1
New Zealand	1
Unknown	1
Not Selected	46

There are no Australian Indigenous staff working at the College.



# Student Attendance

Below are the attendances for Years 1 to 10. The average attendance was 85%.

Year	Attendance %
1	89.29%
2	90.54%
3	89.86%
4	90.11%
5	87.85%
6	88.54%
7	87.26%
8	85.10%
9	85.69%
10	86.07%

Patterns of student attendance are monitored. Daily records are kept and if the College has not been notified by a parent of a student's absence, the parent is contacted. Protracted student absences are followed up with the families concerned and reported to state government authorities as required.

## Student Outcomes in Standardised National Literacy and Numeracy Testing (NAPLAN)

Each year, all students in Years 3, 5, 7 and 9 participate in the Standardised National Literacy and Numeracy Testing (NAPLAN) and in 2022, achieved the following outcomes.

### Percentage of Students Meeting the National Minimum Standard

Year Level	Grammar and Punctuation	Reading	Spelling	Writing	Numeracy
Year 3	100%	100%	98%	100%	100%
Year 5	100%	100%	98%	98%	100%
Year 7	97%	99%	96%	96%	99%
Year 9	93%	96%	97%	94%	100%

### Average Band Score

Year Level	Grammar and Punctuation	Reading	Spelling	Writing	Numeracy
Year 3	4	4	4	5	4
Year 5	6	6	6	6	6
Year 7	7	7	7	7	7
Year 9	8	8	8	8	8



# Senior Secondary Outcomes

The Highest Australian Tertiary Admission Rank (ATAR) score was 98.60% before bonus points.

## South Australian Certificate of Education (SACE)

130 of the 130 students attained their Certificate	100%
Students achieving an A grade	31%
Students achieving in the B band	52%
Average College ATAR	74.8%
SACE Stage 2 VET Students	13

## International Baccalaureate (IB)

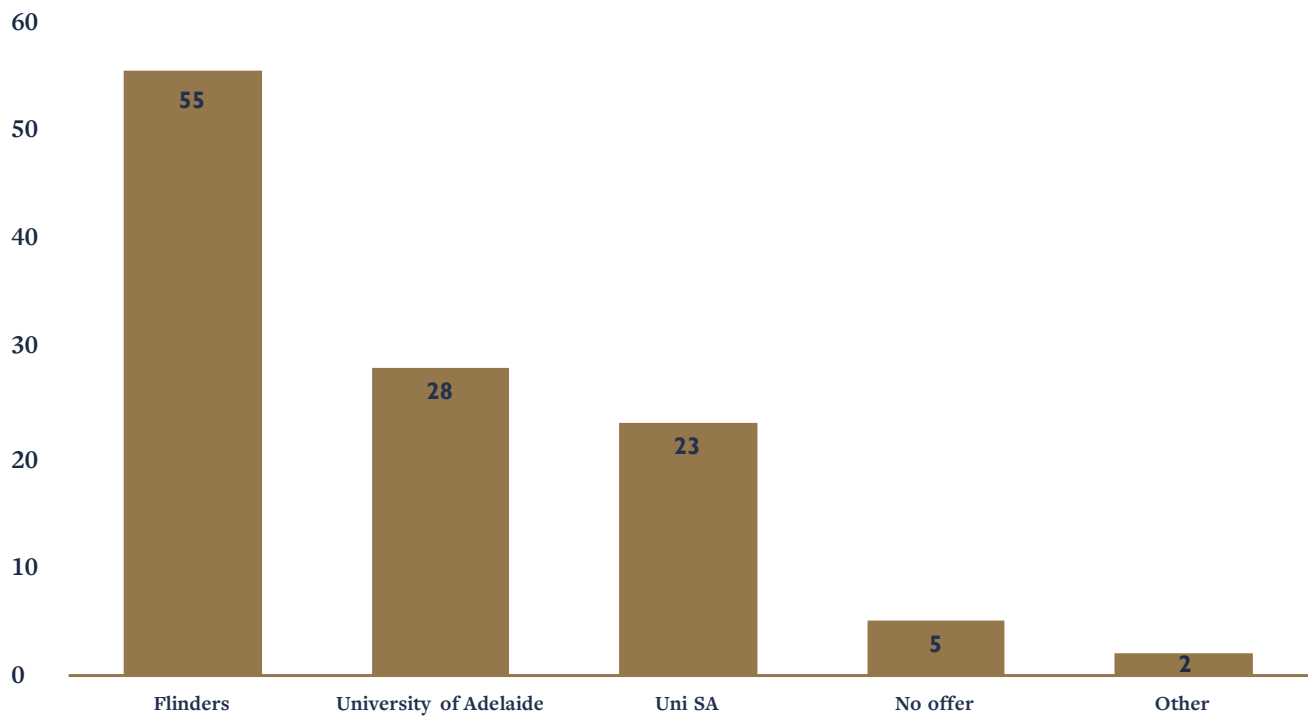
6 of the 6 students attained their Diploma	100%
Students achieving an ATAR above 90	67%
Students achieving an A grade	100%
Average ATAR	92.7%



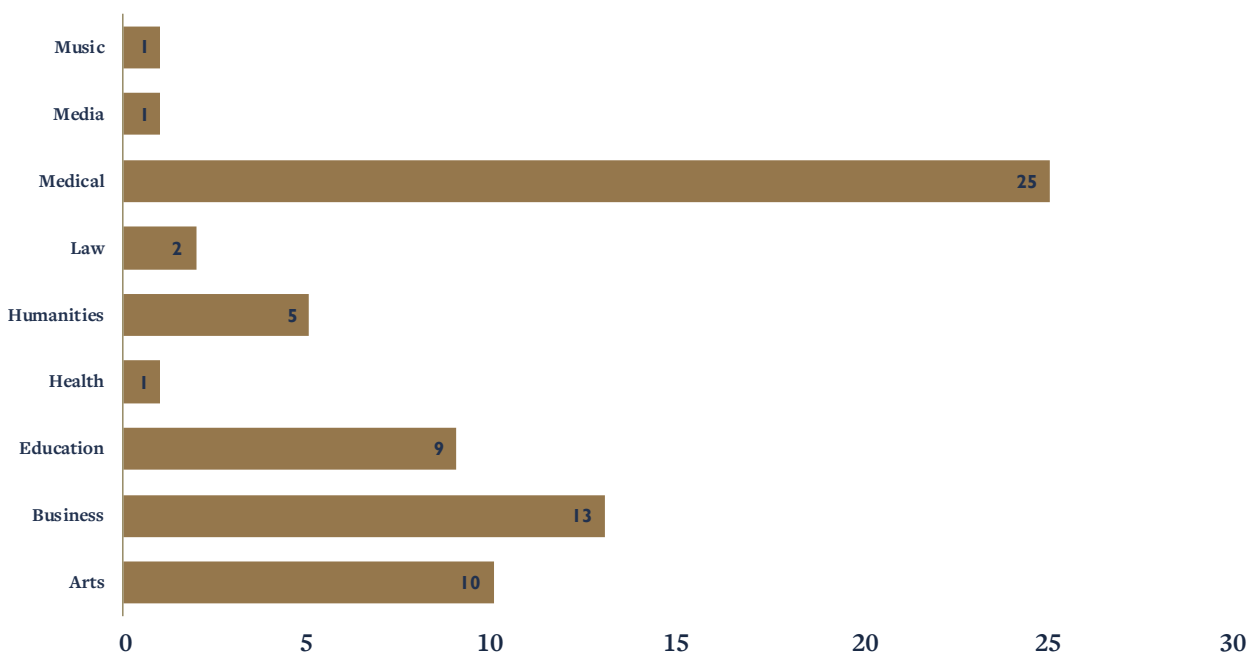
# Post School Destinations

111 students applied for post-secondary courses, with 108 successful in the first round of offers.

## Tertiary Educational Institutions



## Tertiary Education Courses



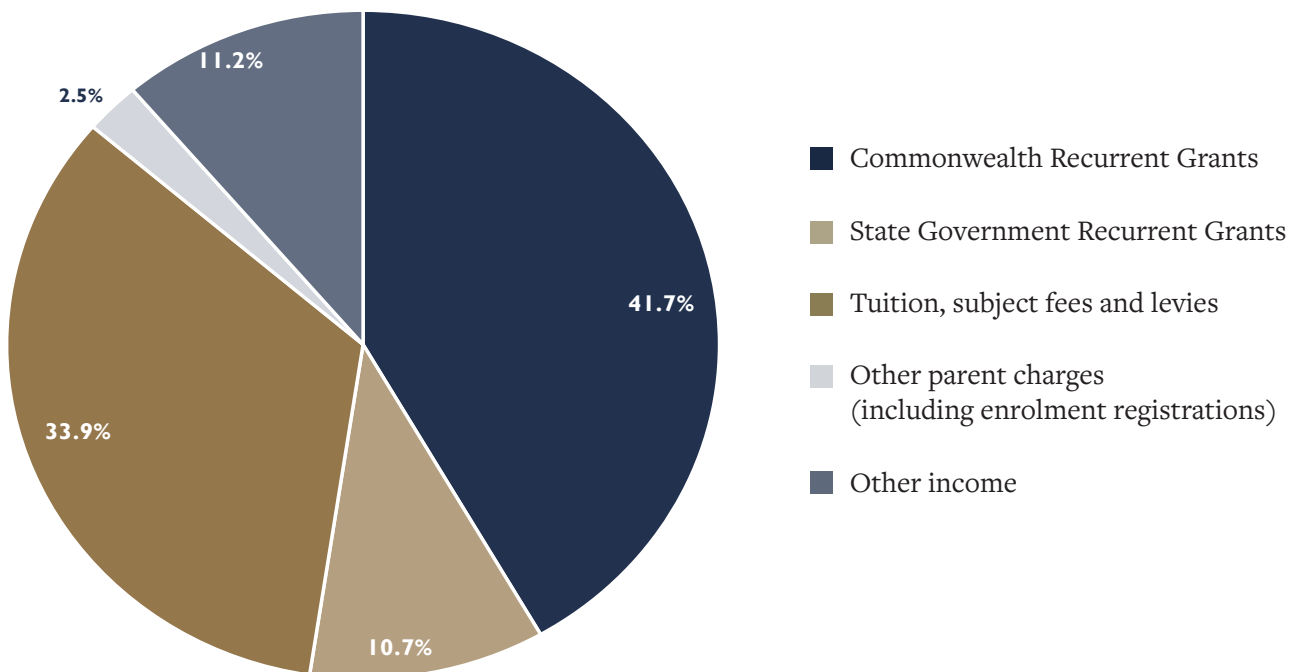
# Levels of Satisfaction

Parents had the opportunity to provide feedback to the school through the 2022 Satisfaction Survey.

The school community can access the Principal directly along with members of the College Leadership Team and other school leaders.


Comments and feedback are taken into consideration as part of the annual planning process.

## Income



Other income includes revenue derived from the school's childcare services and commissions returned to the school through the operations of the Uniform Shop and Canteen, in addition to donations and contributions from fundraising activities.





## **WOODCROFT COLLEGE**

**An Independent Coeducational Anglican ELC - Year 12 School**

PO Box 48, Morphet Vale South Australia 5162 T: +61 8 8322 2333 [woodcroft.sa.edu.au](http://woodcroft.sa.edu.au) Cricos #01645K