



# SCHOOL PERFORMANCE REPORT

## 2023

*Find Your Remarkable*





# ABOUT WOODCROFT COLLEGE

Woodcroft College is an independent coeducational Anglican school located in Morphett Vale. Established in 1989, Woodcroft welcomes students from ELC to Year 12 into a progressive, engaged and energetic learning community.

The College offers a broad curriculum complemented by an extra-curricular program designed to encourage students at all year levels to explore and understand their potential. Our commitment is to help every student *Find Their Remarkable*.

Woodcroft is known for its strong sense of community, a positive values-based culture and a learning and teaching environment driven by Guiding Principles.

The school enjoys an enviable reputation and attracts families from across the southern region of Adelaide. Enrolments have grown to 1,481 students from ELC to Year 12 and the College employs 301 staff.





# STUDENTS



## Overview

Junior School	463
Middle School	459
Senior School	559
	<b>1,481</b>

These numbers include nine Indigenous students.

## International Students

Hong Kong	18
China	7
Vietnam	3
Macau	3
Malaysia	1
	<b>32</b>

As part of the Nationally Consistent Collection of Data for Students with Disabilities, 137 students across the College received adjustments to ensure that they had equal access to the schools' educational program.

Varied levels of adjustments (i.e. Quality Differentiated Teaching Practices QDTP, Supplementary, Substantial or Extensive) were provided to 60 primary students and 77 secondary students with disabilities identified in the areas of physical, cognitive, social and sensory disability.

58 students across the College were receiving QDTP at this time; 68 students received a supplementary level of adjustments; 11 received a substantial level of adjustments; and no student received an extensive level of adjustment to support learning.

78 students were supported with individual learning plans or assessed through personal learning goals in the Junior, Middle and Senior Schools.

## TEACHER QUALIFICATIONS

The College has highly trained and qualified staff, with all teaching staff meeting the requirements of the Teachers Registration Board. All teachers are involved in relevant Professional Development.

Masters or higher	20
Bachelor Degree	127
Bachelor Degree and Diploma	31
Diploma	4

## WORKFORCE COMPOSITION

Australia	243
United Kingdom	9
South Africa	3
China	2
India	1
New Zealand	1
Scotland	1
Unknown	1
Not Selected	40

There are no Australian Indigenous staff working at the College.

## STUDENT ATTENDANCE

Below are the attendances for Years 1 to 10. The average attendance was 90.88%.

Year	Attendance %
1	91.98%
2	92.72%
3	93.05%
4	92.41%
5	91.72%
6	89.83%
7	91.16%
8	88.02%
9	88.90%
10	89.03%

Patterns of student attendance are monitored. Daily records are kept and if the College has not been notified by a parent of a student's absence, the parent is contacted. Protracted student absences are followed up with the families concerned and reported to state government authorities as required.

# STUDENT OUTCOMES IN STANDARDISED NATIONAL LITERACY AND NUMERACY TESTING (NAPLAN)

Each year, all students in Years 3, 5, 7 and 9 participate in the Standardised National Literacy and Numeracy Testing (NAPLAN) and in 2023, achieved the following outcomes.

<b>Year 3 2023</b>	<b>School Mean Mark</b>	<b>National Mean Mark</b>
Grammar and Punctuation	407	411
Numeracy	407	407
Reading	397	405
Spelling	404	404
Writing	420	416

<b>Year 5 2023</b>	<b>School Mean Mark</b>	<b>National Mean Mark</b>
Grammar and Punctuation	504	497
Numeracy	489	488
Reading	502	496
Spelling	507	489
Writing	479	483

<b>Year 7 2023</b>	<b>School Mean Mark</b>	<b>National Mean Mark</b>
Grammar and Punctuation	545	539
Numeracy	553	538
Reading	555	536
Spelling	538	539
Writing	537	534

<b>Year 9 2023</b>	<b>School Mean Mark</b>	<b>National Mean Mark</b>
Grammar and Punctuation	566	557
Numeracy	579	568
Reading	570	564
Spelling	577	568
Writing	582	567

## SENIOR SECONDARY OUTCOMES

The Highest Australian Tertiary Admission Rank (ATAR) score was 99.4% before bonus points.

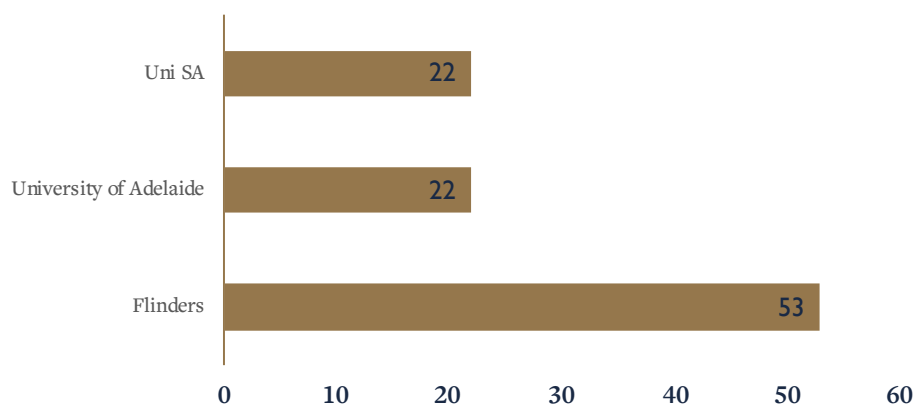
### South Australian Certificate of Education (SACE)

134 of the 135 students attained their Certificate	99%
Students achieving an A grade	36%
Students achieving in the B band	44%
Average College ATAR	73.7
SACE Stage 2 VET Students	13

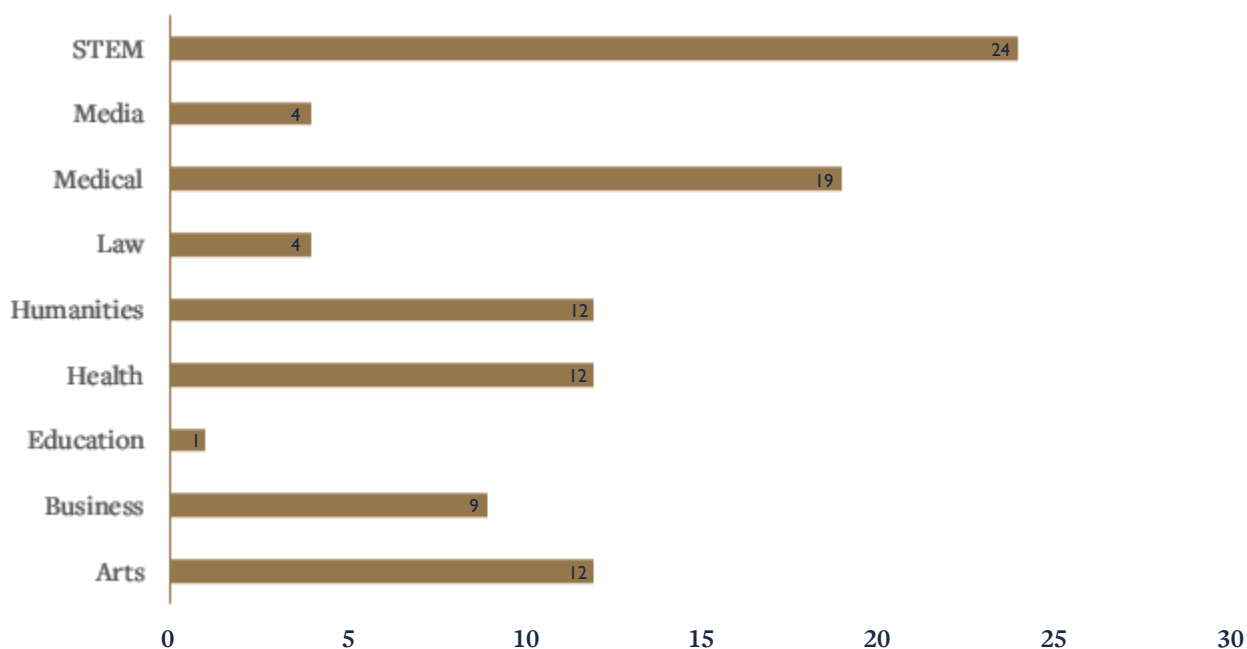
## POST SCHOOL DESTINATIONS

97 students were successful in the first round of offers with Adelaide universities.

### Tertiary Educational Institutions



### Tertiary Education Courses



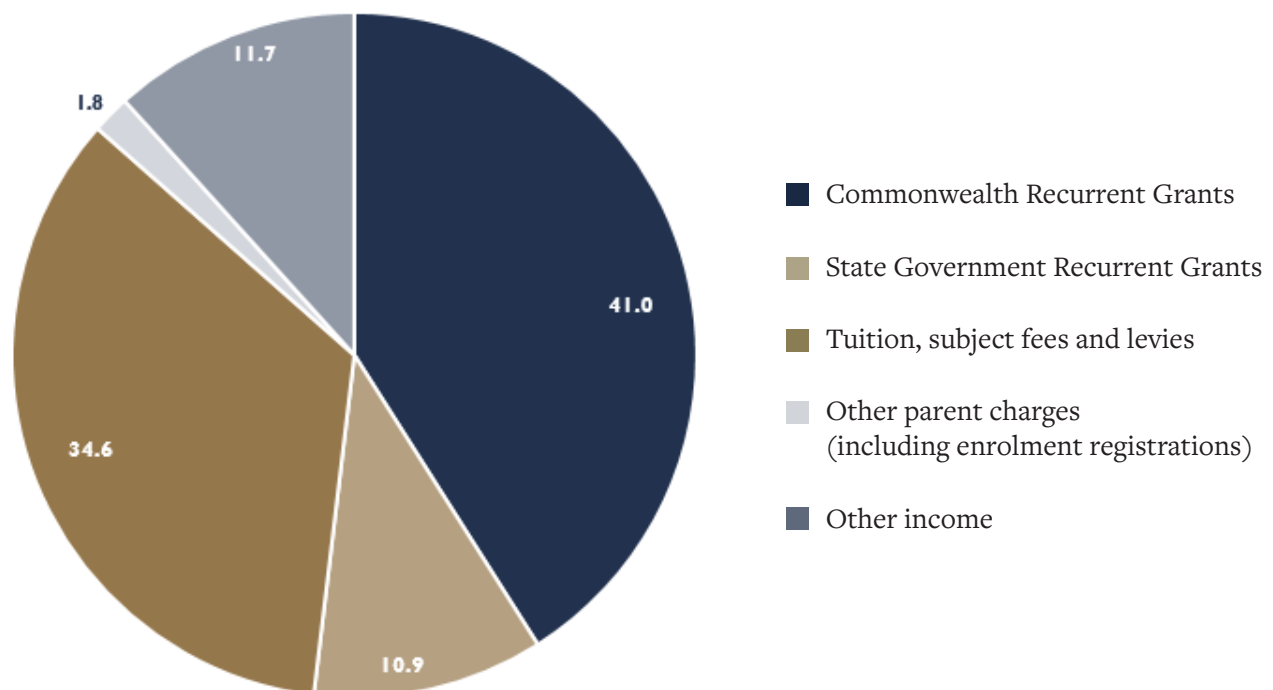
## LEVELS OF SATISFACTION

New families at the College had the opportunity to provide feedback to the school through a Parent Satisfaction Survey.


The school community can access the Principal directly along with members of the College Leadership Team and other school leaders.

Comments and feedback are taken into consideration as part of the annual planning process.

## INCOME



Other income also includes any revenue derived from the school's childcare services and commissions returned to the school through the operations of the Uniform Shop and Canteen.



## **WOODCROFT COLLEGE**

**An Independent Coeducational Anglican ELC - Year 12 School**

PO Box 48, Morphett Vale South Australia 5162 T: +61 8 8322 2333 [woodcroft.sa.edu.au](http://woodcroft.sa.edu.au) Cricos #01645K